



TI-P705-01
CTLS Issue 3

IPC6 and IPC6 ATEX Convertor



4.4

53

Description

The IPC6 convertor is a two wire, Wall, DIN rail or 2" pipe mount (option), pneumatic convertor requiring a 4 - 20 mA (0-10 Vdc only on Safe version) input signal to provide a pneumatic air output signal.

Features

- Field Reversible to provide output which is directly or inversely proportional to the input signal.
- 3 output pressure ranges to meet final control element requirements

Materials

Part	Material
Body and housing	Aluminium
Trim	Zinc plated steel
Diaphragm	Nitrile
Orifice	Nickle plated brass
Wall bracket	Steel zinc plated
Din rail bracket	Plastic

4

Control systems
Positioners and controllers

Technical data

Input signal range (See Table 1 below)	
Output signal range	Dependant on version selected
Supply air pressure	Minimum 1.5 bar g (20 psi g)
	Maximum 8.0 bar g (120 psi g)
Flow rate	18.7 m³/h
Enclosure rating	IP65
Air consumption	0.17 Nm³/h (average)
Pneumatic connections	¼" NPT
Electrical connections	EN 175301-803
Working temperature	-40 °C to +70 °C
Input impedance (See Table 1 below)	
Maximum current	93 mA
Linearity	+0.5% FS
Hysteresis	0.25% FS

The IPC6-ATEX convertor is certified as intrinsically safe to:

- ATEX/IECEx II 1 G D Ex ia IIC T4 Ga/Ex ia IIIC T135 °C Da (Ta = -40 °C to +70 °C).
- CCC/NEPSI Ex ia IIC T4 Ga/Ex iaD 20 T135 ° (Ta = -40 °C to +70 °C)
- UKEX II 1 G D Ex ia IIC T4 Ga/Ex ia IIIC T135 °C Da (Ta = -40 °C to +70 °C).

Table 1

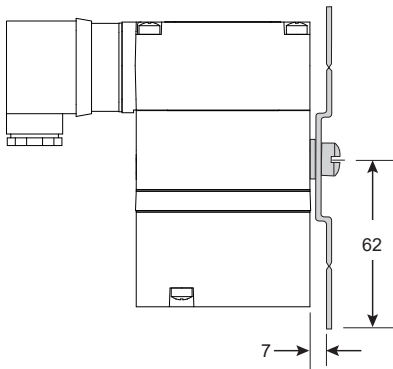
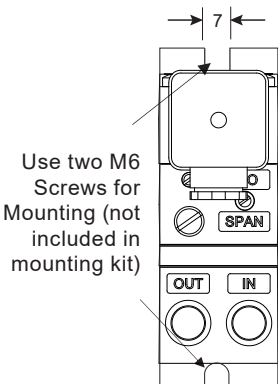
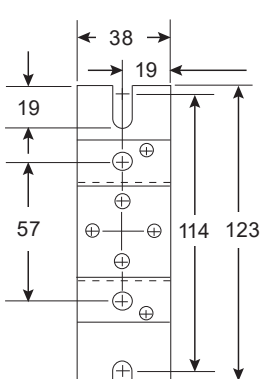
Output range	psi g	3 - 15	3 - 27	6 - 30
	bar	0.2 - 1.0	0.2 - 1.8	0.4 - 2.0
	kPa	20 - 100	20 - 180	40 - 200
Supply pressure	psi g	20 - 120	32 - 120	35 - 120
	bar	1.5 - 8.0	2.2 - 8.0	2.4 - 8.0
	kPa	150 - 800	220 - 800	240 - 800
Minimum span	psi g	5	10	10
	bar	0.35	0.7	0.7
	kPa	35	70	70
Impedance (OHMS)	4-20 mA	197	204	204
	0-10 Vdc	1100	1064	1064

Note: 0-10 Vdc not available for hazardous area use.

Dimensions

The IPC6 is supplied with a wall mounting kit and a DIN Rail Mounting Kit.
Mounting Kit PMK is available when installing the unit on a 2" pipe

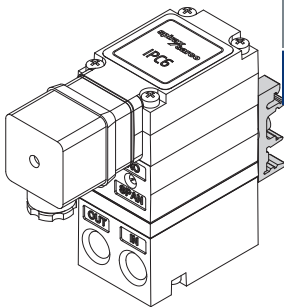
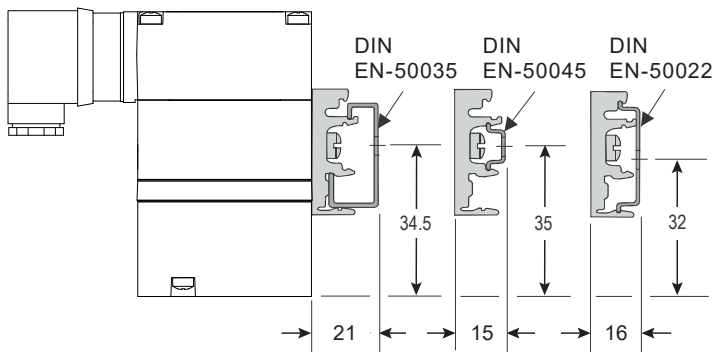
Mounting kit
(Included with unit)



Mounting Kit

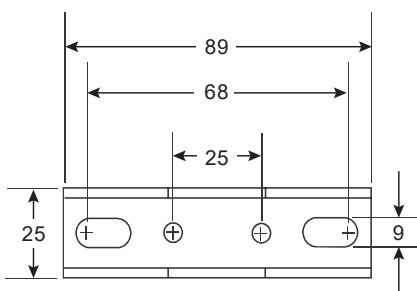
Includes the following:
Two 10-32 x 5/16" Screws
Mounting Bracket Two 1/4" NPT Pipe Plugs
Two 5 mm thick washers

DIN Rail mounting kit
(Included with unit)



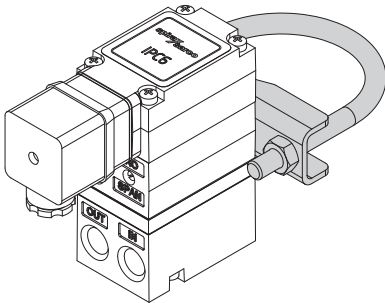
Din Rail Mounting Configuration
shown with Model IPC6
and DIN EN-50045

Mounting kit
(Sold separately)



Mounting Kit PMK
includes the following:
Mounting Bracket 2" Pipe Clamp
Two 10-32 x 5/16" Screws

2" Pipe Mounting Configuration
shown with Model IPC6



Weight

IPC6 including all mountings apart from PMK - 0.79 kg
Mounting Kit PMK- 0.2 kg.

4

Control systems
Positioners and controllers

Safety information, installation and maintenance
Full details are contained in the appropriate Installation and Maintenance Instructions.

Electro-pneumatic convertor options

Basic model	Aluminium enclosure	IPC6
	EN 17 5301-803 electrical connection, IP65	
	Operating temperature -40 °C to +70 °C	
	Wall & DIN rail mounts included	
Hazardous area protection	Intrinsically safe (UKEX, ATEX, IECEx)	A
	Intrinsically safe (CCC, NEPSI, UKEX, ATEX, IECEx)	C
	Safe area only	S
Electrical input	0-10 Vdc (Safe area only)	0
	4-20 mA	1
Air output range	0.2 - 1.0 bar g (3 - 15 psi g)	0
	0.2 - 1.8 bar g (3 - 27 psi g)	1
	0.4 - 2.0 bar g (6 - 30 psi g)	2
Non standard features	Standard model	A

Ordering code example:

IPC6

A

1

0

 -

A

Electro-pneumatic convertor mount option

2" Pipe mounting kit	PMK
----------------------	-----

Customer requirement example:
1 off Electro-pneumatic convertor, ATEX intrinsically safe protection, having 0.2 - 1.0 bar g output range.

How to order example: 1 off Spirax Sarco IPC6A10-A Electro-pneumatic convertor.